

1. Introduction

TRANZ 330 is a powerful, compact electronic transaction terminal capable of gathering and transferring information at high speed. The terminal's versatility makes it ideal for many diverse applications including point-of-sale (POS) electronic payment transfer and authorization, time and attendance tracking, order entry, inventory and process tracking.

To perform credit authorizations and other transactions instantly and automatically, the TRANZ 330 communicates with a remote host computer via the telephone lines. Several modem options are available for communicating at different speeds and on different phone systems.

TRANZ 330 will simplify transactions and provide you with more flexibility, improved speed and greater accuracy. And, because TRANZ 330 can use a standard telephone line to access information from remote computers, you can easily install and use the terminal at any retail counter or office.

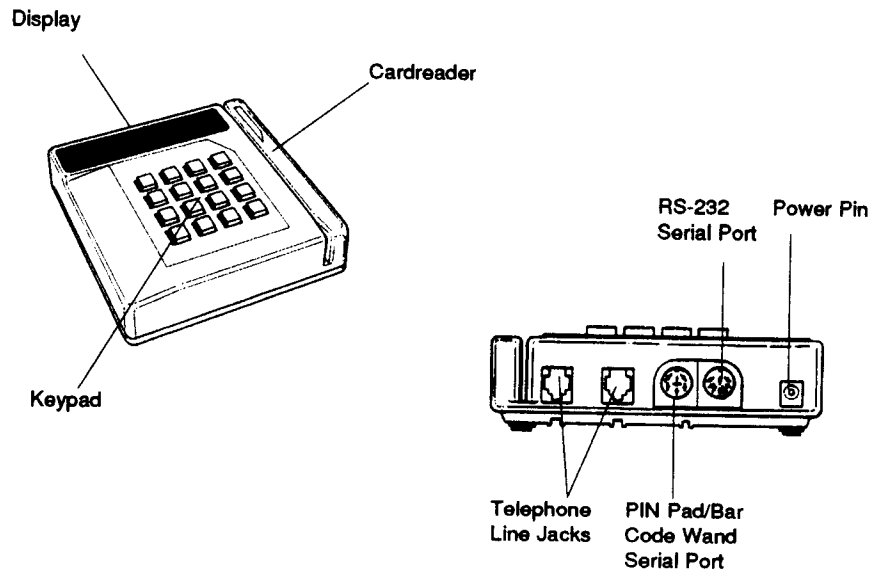


Figure 1-1 TRANZ 330 Terminal

Display Panel

The 16-character alphanumeric display panel provides you with the visual prompts and information needed to operate the TRANZ 330 terminal. This bright blue, vacuum fluorescent display is easy to read, even under poor lighting conditions. It displays fully-formed numerals, letters and punctuation symbols.

Keypad

As Figure 1-2 illustrates, the keypad has 16 keys for entering alphabetical and numeric data. The actual functions of each key will vary depending on your terminal's application. Refer to your application manual for the operations associated with each key.

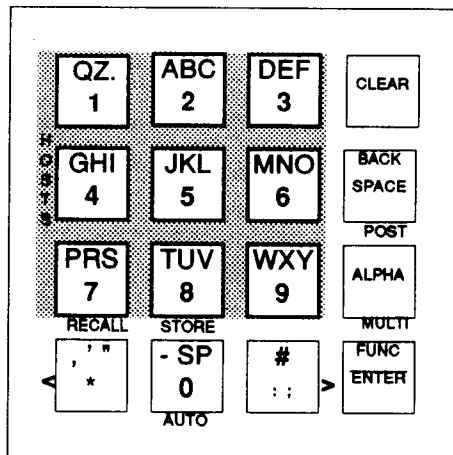


Figure 1-2 TRANZ 330 Keypad

Cardreader

TRANZ 330 features an ABA track 2 cardreader (slot on the right side) for reading the magnetic stripe data of most major credit, private and debit cards. For special applications, an optional ISO track 1 cardreader can be installed instead of the ABA track 2 cardreader. You can enter customer identification information by simply sliding a credit or debit card through the slot.

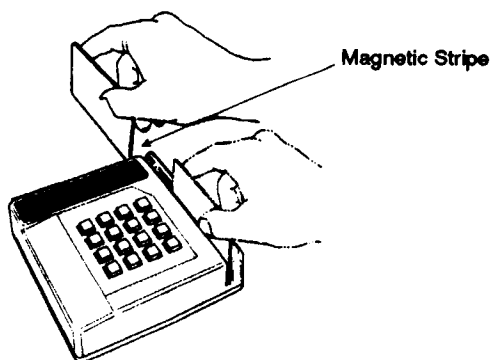


Figure 1-3 TRANZ 330 Cardreader

Place the card at the back of the cardreader slot with the magnetic stripe down and to the right. Slide the card towards you without stopping. The cardreader reads the card data and validates the account number.

Telephone Jacks TRANZ 330 has two modular telephone jacks on its rear panel. You can connect your telephone line to either jack. The second jack allows a standard telephone or another TRANZ 330 terminal to share the same telephone line.

Serial Port TRANZ 330 uses a serial port to communicate with other devices such as a printer, an IBM PC compatible computer, or even another TRANZ 330 terminal. These devices connect to the 8-pin DIN connector on the back of the TRANZ 330 terminal.

PIN Pad/Bar Code Wand Port An additional serial port is provided for a PIN (personal identification number) Pad or a bar code reader. These devices connect to the 6-pin DIN connector on the rear of the TRANZ 330 terminal.

Power Pack Each TRANZ 330 terminal is equipped with a power pack that plugs into a standard 120 volt AC outlet. The cord from the power pack plugs into the power pin on the back of the TRANZ 330 terminal.

Cable Routing Channels The telephone line and power pack cords normally hang from the rear of the TRANZ 330 terminal. However, if you need to hang the cords from the front of the terminal, you can route the cords through special channels molded underneath the TRANZ 330 case.

Optional Printers The TRANZ 330 terminal can operate with four optional VeriFone printers; the slip printer 150, the roll printers 250 and 600, and the combination Printer 500.

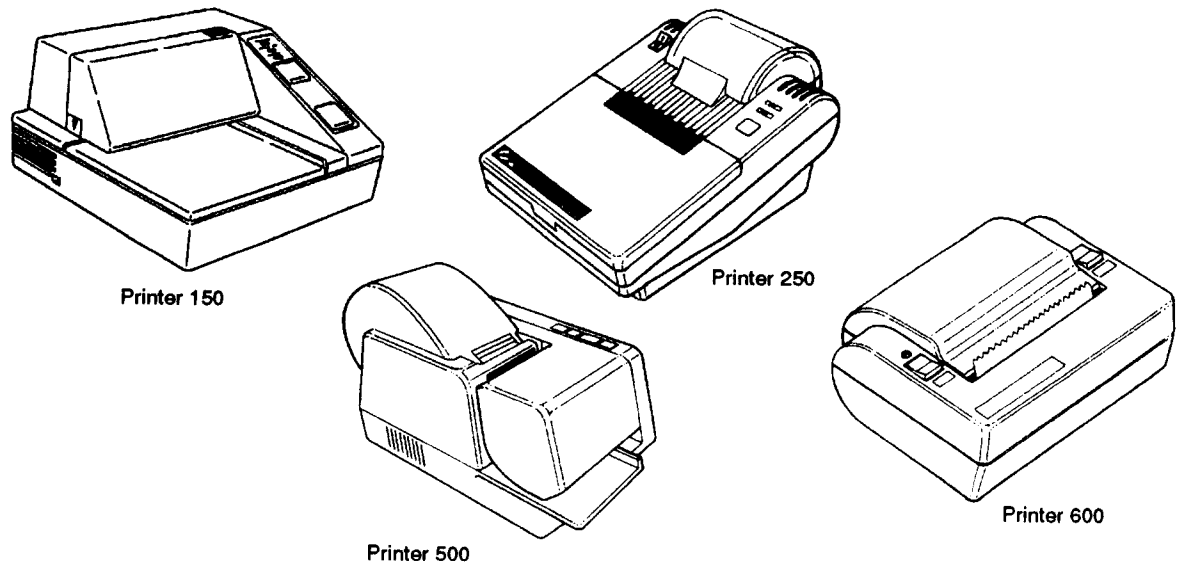


Figure 1-4 Optional Printers

Slip Printer If your TRANZ 330 terminal supports printing, the optional Printer 150 will print receipts and local reports on slip forms. This compact dot-matrix printer prints up to 26 characters per line and accepts forms as thick as five ply.

- Roll Printers** The optional Printer 250 roll printer will print receipts and local reports on rolls of continuous paper. The Printer 250 prints up to 42 characters per line, and accepts 2-ply carbonless and plain roll papers.
- The optional Printer 600 prints on thermal roll paper and features selectable character widths ranging from double width of 20 characters per line, to compressed width with 80 characters per line.
- Printer 500** The Printer 500 can print on paper slips, continuous paper rolls, or both. It features several options for loading paper, configuring print characters, and storing journals and receipts. One model of the printer connects to an optional cash drawer.
- Optional Telephone** An optional telephone is also available from VeriFone. By plugging the telephone into one of the terminal's modular jacks, both the terminal and the telephone can share the same telephone line.
- Internal Modem** A modem (modulator/demodulator), converts electronic data into tones that can be sent great distances over telephone lines. The TRANZ 330 has several internal modem options, all of which provide simple and automatic telecommunications with a host computer.
- Leased-Line Modem (standard)** The Bell 202 modem is the standard internal modem supplied with the TRANZ 330 (202) leased line terminal. It communicates over private leased telephone lines at 1200 baud.
- Bell Modem (standard)** This is the standard internal modem supplied with the TRANZ 330 terminal. The Bell 212A compatible modem communicates over public dial telephone lines. It can operate at 300 or 1200 baud. 1200 baud operation provides faster communications with the host computer.
- CCITT V.21/V.22 (Optional)** Intended for use with international telephone systems, this optional internal modem operates on public dial telephone lines. It can operate in either Bell 212A compatible mode (300 or 1200 baud) or CCITT mode to support V.21 (300 baud) and V.22 (1200 baud) communications.
- Optional Bar Code Wand** Bar codes are a series of vertical lines on a label that identify an item. The code is read by drawing a special wand across the label. The VeriFone bar code wand, shown in Figure 1-5, connects to the PIN Pad/Bar code reader port, located on the rear of the TRANZ 330.





Figure 1-5. VeriFone Bar Code Wand

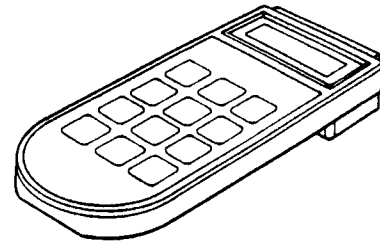
Optional PIN Pads

The VeriFone PIN Pad 201, shown in Figure 1-6, is a peripheral data entry device that accepts PINs (personal identification numbers) and encrypts the numbers for security purposes. PINs are entered during a retail transaction to verify that a customer is authorized to use the credit card offered. If a customer enters an incorrect PIN, the host computer will not complete the transaction.

The card reader is used to gather account information, and the display panel provides the card holder with prompts, instructions or other information.



PIN Pad 201



PIN Pad 101

Figure 1-6 VeriFone PIN Pads

The VeriFone PIN Pad 101 is similar in function to the PIN Pad 201 but does not feature a card reader. All PINs are entered manually via the keypad. It connects to a controller that controls all PIN Pad operations and does the actual communicating with the host computer.

The PIN Pad 101 can be wall- or countertop-mounted and removed from its mount for hand-held operations.

